

1. Course Objective
2. Pre-Assessment
3. Exercises, Quizzes, Flashcards & Glossary
Number of Questions
4. Expert Instructor-Led Training
5. ADA Compliant & JAWS Compatible Platform
6. State of the Art Educator Tools
7. Award Winning Learning Platform (LMS)
8. Chapter & Lessons
Syllabus
Chapter 1: Introduction
Chapter 2: Building the Foundation
Chapter 3: Assessing Project Needs
Chapter 4: Delivering Business Value
Chapter 5: Developing the Project Scope
Chapter 6: Creating the Project Schedule
Chapter 7: Developing the Project Budget and Engaging Stakeholders
Chapter 8: Identifying Project Risks
Chapter 9: Planning and Procuring Resources
Chapter 10: Developing the Project Team
Chapter 11: Sharing Information
Chapter 12: Measuring and Controlling Project Performance
Chapter 13: Controlling Work Results and Closing Out the Project
Chapter 14: Appendix A: Process Inputs and Outputs
Videos and How To
9. Practice Test
Here's what you get
Features
10. Post-Assessment

1. Course Objective

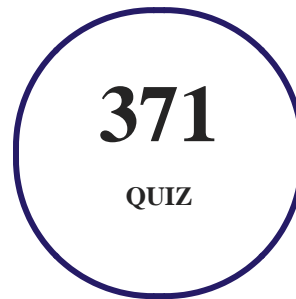
Get certified for the PMI PMP certification exam with the Project Management Professional (PMP) course. The PMP course comprehensively covers the PMP certification exam objectives and imparts the necessary skills required for risk planning, project charter creation, project schedule development, project resource planning, project rules maintenance, project team creation, and more.

2. Pre-Assessment

Pre-Assessment lets you identify the areas for improvement before you start your prep. It determines what students know about a topic before it is taught and identifies areas for improvement with question assessment before beginning the course.

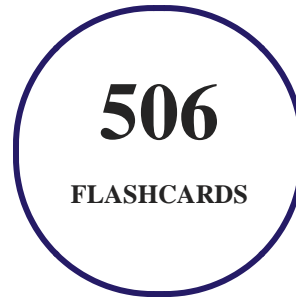
3. Quiz

Quizzes test your knowledge on the topics of the exam when you go through the course material. There is no limit to the number of times you can attempt it.



4. flashcards

Flashcards are effective memory-aiding tools that help you learn complex topics easily. The flashcard will help you in memorizing definitions, terminologies, key concepts, and more. There is no limit to the number of times learners can attempt these. Flashcards help master the key concepts.



5. Glossary of terms

uCertify provides detailed explanations of concepts relevant to the course through Glossary. It contains a list of frequently used terminologies along with its detailed explanation. Glossary defines the key terms.



6. Expert Instructor-Led Training

uCertify uses the content from the finest publishers and only the IT industry's finest instructors. They have a minimum of 15 years real-world experience and are subject matter experts in their fields. Unlike a live class, you can study at your own pace. This creates a personal learning experience and gives you all the benefit of hands-on training with the flexibility of doing it around your schedule 24/7.

7. ADA Compliant & JAWS Compatible Platform

uCertify course and labs are ADA (Americans with Disability Act) compliant. It is now more accessible to students with features such as:

- Change the font, size, and color of the content of the course
- Text-to-speech, reads the text into spoken words
- Interactive videos, how-tos videos come with transcripts and voice-over
- Interactive transcripts, each word is clickable. Students can clip a specific part of the video by clicking on a word or a portion of the text.

JAWS (Job Access with Speech) is a computer screen reader program for Microsoft Windows that reads the screen either with a text-to-speech output or by a Refreshable Braille display. Student can easily navigate uCertify course using JAWS shortcut keys.

8. State of the Art Educator Tools

uCertify knows the importance of instructors and provide tools to help them do their job effectively. Instructors are able to clone and customize course. Do ability grouping. Create sections. Design grade scale and grade formula. Create and schedule assessments. Educators can also move a student from self-paced to mentor-guided to instructor-led mode in three clicks.

9. Award Winning Learning Platform (LMS)

uCertify has developed an award winning, highly interactive yet simple to use platform. The SIIA CODiE Awards is the only peer-reviewed program to showcase business and education technology's finest products and services. Since 1986, thousands of products, services and solutions have been recognized for achieving excellence. uCertify has won CODiE awards consecutively for last 7 years:

- **2014**
 1. Best Postsecondary Learning Solution
- **2015**
 1. Best Education Solution

2. Best Virtual Learning Solution
3. Best Student Assessment Solution
4. Best Postsecondary Learning Solution
5. Best Career and Workforce Readiness Solution
6. Best Instructional Solution in Other Curriculum Areas
7. Best Corporate Learning/Workforce Development Solution

- **2016**

1. Best Virtual Learning Solution
2. Best Education Cloud-based Solution
3. Best College and Career Readiness Solution
4. Best Corporate / Workforce Learning Solution
5. Best Postsecondary Learning Content Solution
6. Best Postsecondary LMS or Learning Platform
7. Best Learning Relationship Management Solution

- **2017**

1. Best Overall Education Solution
2. Best Student Assessment Solution
3. Best Corporate/Workforce Learning Solution
4. Best Higher Education LMS or Learning Platform

- **2018**

1. Best Higher Education LMS or Learning Platform
2. Best Instructional Solution in Other Curriculum Areas
3. Best Learning Relationship Management Solution

- **2019**

1. Best Virtual Learning Solution
2. Best Content Authoring Development or Curation Solution
3. Best Higher Education Learning Management Solution (LMS)

- **2020**

1. Best College and Career Readiness Solution
2. Best Cross-Curricular Solution
3. Best Virtual Learning Solution

10. Chapter & Lessons

uCertify brings these textbooks to life. It is full of interactive activities that keeps the learner engaged. uCertify brings all available learning resources for a topic in one place so that the learner can efficiently learn without going to multiple places. Challenge questions are also embedded in the chapters so learners can attempt those while they are learning about that particular topic. This helps them grasp the concepts better because they can go over it again right away which improves learning.

Learners can do Flashcards, Exercises, Quizzes and Labs related to each chapter. At the end of every lesson, uCertify courses guide the learners on the path they should follow.

Syllabus

Chapter 1: Introduction

- What Is the PMP® Certification?
- How to Become PMP® Certified
- Who Should Buy This course?
- How to Use This course and the Test Bank
- The Exam Objectives
- PMP®: Project Management Professional Exam Study Guide, 10th Edition

Chapter 2: Building the Foundation

- Establishing the Foundation
- What Is Project Management?
- Understanding How Projects Come About
- Skills Every Good Project Manager Needs
- Understanding Project Management Process Groups
- Determining a Project Methodology or Approach
- Understanding How This Applies to Your Next Project
- Summary
- Exam Essentials

Chapter 3: Assessing Project Needs

- Exploring the Project Management Knowledge Areas
- Assessing Project Viability
- Assessing Project Needs and Creating the Project Charter
- Formalizing and Publishing the Project Charter
- Maintaining Project Artifacts
- Introducing the Kitchen Heaven Project Case Study
- Understanding How This Applies to Your Next Project

- Summary
- Exam Essentials

Chapter 4: Delivering Business Value

- Understanding Organizational Structures
- Identifying Stakeholders
- Six Sigma Adaptive Methodology
- Delivering Business Value
- Understanding How This Applies to Your Next Project
- Summary
- Exam Essentials

Chapter 5: Developing the Project Scope

- Developing the Project Management Plan
- Plan Scope Management
- Collecting Requirements
- Defining Scope
- Creating the Work Breakdown Structure

- Understanding How This Applies to Your Next Project
- Summary
- Exam Essentials

Chapter 6: Creating the Project Schedule

- Creating the Schedule Management Plan
- Defining Activities
- Breaking Down User Stories
- Understanding the Sequence Activities Process
- Estimating Activity Resources
- Estimating Activity Durations
- Developing the Project Schedule
- Using a Kanban Board and Scrum Board
- Understanding How This Applies to Your Next Project
- Summary
- Exam Essentials

Chapter 7: Developing the Project Budget and Engaging Stakeholders

- Creating the Cost Management Plan

- Estimating Costs
- Establishing the Cost Baseline
- Understanding Stakeholders
- Communicating the Plan
- A Closer Look at Adaptive Methodologies
- Understanding How This Applies to Your Next Project
- Summary
- Exam Essentials

Chapter 8: Identifying Project Risks

- Understanding Risk
- Creating the Risk Management Plan
- Identifying Potential Risks
- Analyzing Risks Using Qualitative Techniques
- Quantifying Risk
- Developing a Risk Response Plan
- Assessing Risks Using an Agile Approach
- Planning for Project Compliance

- Understanding How This Applies to Your Next Project
- Summary
- Exam Essentials

Chapter 9: Planning and Procuring Resources

- Procurement Planning
- Developing the Resource Management Plan
- Quality Planning
- Project Planning Using Agile Methodologies
- Bringing It All Together
- Understanding How This Applies to Your Next Project
- Summary
- Exam Essentials

Chapter 10: Developing the Project Team

- Directing and Managing Project Work
- Acquiring the Project Team and Project Resources
- Developing the Project Team

- Managing Project Teams
- Understanding How This Applies to Your Next Project
- Summary
- Exam Essentials

Chapter 11: Sharing Information

- Implementing Risk Responses
- Conducting Procurements
- Laying Out Quality Assurance Procedures
- Managing Project Knowledge
- Managing Project Information
- Managing Stakeholder Engagement
- Agile Frameworks
- Understanding How This Applies to Your Next Project
- Summary
- Exam Essentials

Chapter 12: Measuring and Controlling Project Performance

- Monitoring and Controlling Project Work

- Controlling Procurements
- Monitoring Communications
- Performing Integrated Change Control
- Monitoring Stakeholder Engagement
- Controlling Resources
- Utilizing Control Quality Techniques
- Monitoring and Controlling Risk
- Monitoring Project Management Integrations
- Understanding How This Applies to Your Next Project
- Summary
- Exam Essentials

Chapter 13: Controlling Work Results and Closing Out the Project

- Controlling Cost Changes
- Monitoring and Controlling Schedule Changes
- Validating Project Scope
- Controlling Scope
- Measuring Work Results on Agile Projects

- Formulating Project Closeout
- Closing Out the Project
- Closing Out the Procurements
- Closing Out an Agile Project
- Balancing Stakeholders' Interests at Project Close
- Professional Responsibility
- Applying Professional Knowledge
- Understanding How This Applies to Your Next Project
- Summary
- Exam Essentials

Chapter 14: Appendix A: Process Inputs and Outputs

- Initiating Processes
- Planning Processes
- Executing Processes
- Monitoring and Controlling Processes
- Closing Processes

Videos and How To

uCertify course includes videos to help understand concepts. It also includes How Tos that help learners in accomplishing certain tasks.

43

VIDEOS

13:36

HOURS

11. Practice Test

Here's what you get

200

PRE-ASSESSMENTS
QUESTIONS

3

FULL LENGTH TESTS

200

POST-ASSESSMENTS
QUESTIONS

Features

Each question comes with detailed remediation explaining not only why an answer option is correct but also why it is incorrect.

Unlimited Practice

Each test can be taken unlimited number of times until the learner feels they are prepared. Learner can review the test and read detailed remediation. Detailed test history is also available.


Each test set comes with learn, test and review modes. In learn mode, learners will attempt a question and will get immediate feedback and complete remediation as they move on to the next question. In test mode, learners can take a timed test simulating the actual exam conditions. In review mode, learners can read through one item at a time without attempting it.

12. Post-Assessment


After completion of the uCertify course Post-Assessments are given to students and often used in conjunction with a Pre-Assessment to measure their achievement and the effectiveness of the exam.

GET IN TOUCH:

 3187 Independence Drive
Livermore, CA 94551,
United States

 +1-415-763-6300

 support@ucertify.com

 www.ucertify.com