

# uCertify

## Course Outline

### Mastering VMware vSphere 6.7



03 Jul 2024

1. Course Objective
2. Pre-Assessment
3. Exercises, Quizzes, Flashcards & Glossary  
Number of Questions
4. Expert Instructor-Led Training
5. ADA Compliant & JAWS Compatible Platform
6. State of the Art Educator Tools
7. Award Winning Learning Platform (LMS)
8. Chapter & Lessons  
Syllabus  
Chapter 1: Introduction  
Chapter 2: Introducing VMware vSphere 6.7  
Chapter 3: Planning and Installing VMware ESXi  
Chapter 4: Installing and Configuring vCenter Server  
Chapter 5: vSphere Update Manager and the vCenter Support Tools  
Chapter 6: Creating and Configuring a vSphere Network  
Chapter 7: Creating and Configuring Storage Devices  
Chapter 8: Ensuring High Availability and Business Continuity  
Chapter 9: Securing VMware vSphere  
Chapter 10: Creating and Managing Virtual Machines  
Chapter 11: Using Templates and vApps  
Chapter 12: Managing Resource Allocation  
Chapter 13: Balancing Resource Utilization  
Chapter 14: Monitoring VMware vSphere Performance  
Chapter 15: Automating VMware vSphere  
Chapter 16: Appendix  
Videos and How To
9. Practice Test

Here's what you get

Features

10. Post-Assessment

## 1. Course Objective

Become a VMware certified professional with the Mastering VMware vSphere 6.7 course. The VMware vSphere training course provides skills for VMware vSphere 6.7 exam topics and helps you gain expertise in planning and installing VMware ESXi, installing and configuring vCenter Server, storage devices, vSphere network, securing VMware vSphere, using templates and vApps; automating VMware vSphere, and more.

## 2. Pre-Assessment

Pre-Assessment lets you identify the areas for improvement before you start your prep. It determines what students know about a topic before it is taught and identifies areas for improvement with question assessment before beginning the course.

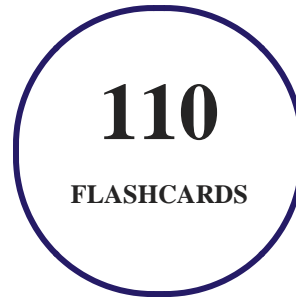
## 3. Quiz

Quizzes test your knowledge on the topics of the exam when you go through the course material. There is no limit to the number of times you can attempt it.



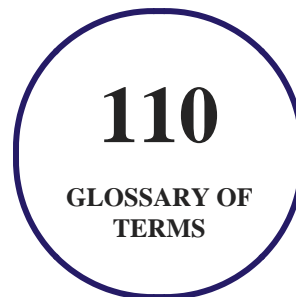
## 4. flashcards

Flashcards are effective memory-aiding tools that help you learn complex topics easily. The flashcard will help you in memorizing definitions, terminologies, key concepts, and more. There is no limit to the number of times learners can attempt these. Flashcards help master the key concepts.



## 5. Glossary of terms

uCertify provides detailed explanations of concepts relevant to the course through Glossary. It contains a list of frequently used terminologies along with its detailed explanation. Glossary defines the key terms.



## 6. Expert Instructor-Led Training

uCertify uses the content from the finest publishers and only the IT industry's finest instructors. They have a minimum of 15 years real-world experience and are subject matter experts in their fields. Unlike a live class, you can study at your own pace. This creates a personal learning experience and gives you all the benefit of hands-on training with the flexibility of doing it around your schedule 24/7.

## 7. ADA Compliant & JAWS Compatible Platform

uCertify course and labs are ADA (Americans with Disability Act) compliant. It is now more accessible to students with features such as:

- Change the font, size, and color of the content of the course
- Text-to-speech, reads the text into spoken words
- Interactive videos, how-tos videos come with transcripts and voice-over
- Interactive transcripts, each word is clickable. Students can clip a specific part of the video by clicking on a word or a portion of the text.

JAWS (Job Access with Speech) is a computer screen reader program for Microsoft Windows that reads the screen either with a text-to-speech output or by a Refreshable Braille display. Student can easily navigate uCertify course using JAWS shortcut keys.

## 8. State of the Art Educator Tools

uCertify knows the importance of instructors and provide tools to help them do their job effectively. Instructors are able to clone and customize course. Do ability grouping. Create sections. Design grade scale and grade formula. Create and schedule assessments. Educators can also move a student from self-paced to mentor-guided to instructor-led mode in three clicks.

## 9. Award Winning Learning Platform (LMS)

uCertify has developed an award winning, highly interactive yet simple to use platform. The SIIA CODiE Awards is the only peer-reviewed program to showcase business and education technology's finest products and services. Since 1986, thousands of products, services and solutions have been recognized for achieving excellence. uCertify has won CODiE awards consecutively for last 7 years:

- **2014**
  1. Best Postsecondary Learning Solution
- **2015**
  1. Best Education Solution

2. Best Virtual Learning Solution
3. Best Student Assessment Solution
4. Best Postsecondary Learning Solution
5. Best Career and Workforce Readiness Solution
6. Best Instructional Solution in Other Curriculum Areas
7. Best Corporate Learning/Workforce Development Solution

- **2016**

1. Best Virtual Learning Solution
2. Best Education Cloud-based Solution
3. Best College and Career Readiness Solution
4. Best Corporate / Workforce Learning Solution
5. Best Postsecondary Learning Content Solution
6. Best Postsecondary LMS or Learning Platform
7. Best Learning Relationship Management Solution

- **2017**

1. Best Overall Education Solution
2. Best Student Assessment Solution
3. Best Corporate/Workforce Learning Solution
4. Best Higher Education LMS or Learning Platform

- **2018**

1. Best Higher Education LMS or Learning Platform
2. Best Instructional Solution in Other Curriculum Areas
3. Best Learning Relationship Management Solution

- **2019**

1. Best Virtual Learning Solution
2. Best Content Authoring Development or Curation Solution
3. Best Higher Education Learning Management Solution (LMS)

- **2020**

1. Best College and Career Readiness Solution
2. Best Cross-Curricular Solution
3. Best Virtual Learning Solution

## 10. Chapter & Lessons

uCertify brings these textbooks to life. It is full of interactive activities that keeps the learner engaged. uCertify brings all available learning resources for a topic in one place so that the learner can efficiently learn without going to multiple places. Challenge questions are also embedded in the chapters so learners can attempt those while they are learning about that particular topic. This helps them grasp the concepts better because they can go over it again right away which improves learning.

Learners can do Flashcards, Exercises, Quizzes and Labs related to each chapter. At the end of every lesson, uCertify courses guide the learners on the path they should follow.

### Syllabus

#### Chapter 1: Introduction

- What Is Covered in This Course
- The Hardware Behind the Course
- Who Should Buy This Course

#### Chapter 2: Introducing VMware vSphere 6.7

- Exploring VMware vSphere 6.7
- Why Choose vSphere?
- The Bottom Line



## Chapter 3: Planning and Installing VMware ESXi

- VMware ESXi Architecture
- Planning a VMware vSphere Deployment
- Deploying VMware ESXi
- Performing Post-installation Configuration
- The Bottom Line

## Chapter 4: Installing and Configuring vCenter Server

- Introducing vCenter Server
- Choosing the Version of vCenter Server
- Planning and Designing a vCenter Server Deployment
- Installing vCenter Server and Its Components
- Installing vCenter Server in an Enhanced Linked Mode Group
- Exploring vCenter Server
- Creating and Managing a vCenter Server Inventory
- Exploring vCenter Server's Management Features
- Managing vCenter Server Settings

- vSphere Web Client Administration
- VMware Appliance Management Administration
- The Bottom Line

## Chapter 5: vSphere Update Manager and the vCenter Support Tools

- vSphere Update Manager
- vSphere Update Manager and the vCenter Server Appliance
- Configuring vSphere Update Manager
- Creating Baselines
- Routine Updates
- Upgrading Hosts with vSphere Update Manager
- Performing an Orchestrated Upgrade
- Investigating Alternative Update Options
- vSphere Auto Deploy
- Deploying Hosts with Auto Deploy
- vCenter Support Tools
- The Bottom Line

## Chapter 6: Creating and Configuring a vSphere Network

- Putting Together a vSphere Network
- Working with vSphere Standard Switches
- Working with vSphere Distributed Switches
- Configuring Virtual Switch Security
- The Bottom Line

## Chapter 7: Creating and Configuring Storage Devices

- Reviewing the Importance of Storage Design
- Examining Shared Storage Fundamentals
- Implementing vSphere Storage Fundamentals
- Leveraging SAN and NAS Best Practices
- The Bottom Line

## Chapter 8: Ensuring High Availability and Business Continuity

- Understanding the Layers of High Availability
- Clustering VMs
- Implementing vSphere High Availability
- Introducing vSphere SMP Fault Tolerance

- Planning for Business Continuity
- The Bottom Line

## Chapter 9: Securing VMware vSphere

- Overview of vSphere Security
- Securing ESXi Hosts
- Securing vCenter Server
- Securing Virtual Machines
- The Bottom Line

## Chapter 10: Creating and Managing Virtual Machines

- Understanding Virtual Machines
- Creating a Virtual Machine
- Installing a Guest Operating System
- Installing VMware Tools
- Managing Virtual Machines
- Modifying Virtual Machines
- The Bottom Line

## Chapter 11: Using Templates and vApps

- Cloning VMs
- Creating Templates and Deploying Virtual Machines
- Using OVF Templates
- Using Content Libraries
- Working with vApps
- Importing Machines from Other Environments
- The Bottom Line

## Chapter 12: Managing Resource Allocation

- Reviewing Virtual Machine Resource Allocation
- Working with Virtual Machine Memory
- Managing Virtual Machine CPU Utilization
- Using Resource Pools
- Regulating Network I/O Utilization
- Controlling Storage I/O Utilization
- The Bottom Line

## Chapter 13: Balancing Resource Utilization

- Comparing Utilization with Allocation
- Exploring vMotion
- Ensuring vMotion Compatibility
- Using Storage vMotion
- Combining vMotion with Storage vMotion
- Cross-vCenter vMotion
- Exploring vSphere Distributed Resource Scheduler
- Working with Storage DRS
- The Bottom Line

## Chapter 14: Monitoring VMware vSphere Performance

- Overview of Performance Monitoring
- Using Alarms
- Working with Performance Charts
- Working with esxtop
- Monitoring CPU Usage
- Monitoring Memory Usage
- Monitoring Network Usage

- Monitoring Disk Usage
- The Bottom Line

## Chapter 15: Automating VMware vSphere

- Why Use Automation?
- vSphere Automation Options
- Automating with PowerCLI
- Additional Resources
- The Bottom Line

## Chapter 16: Appendix

# 11. Practice Test

**Here's what you get**

**100**

PRE-ASSESSMENTS QUESTIONS

**100**

POST-ASSESSMENTS QUESTIONS

## Features

Each question comes with detailed remediation explaining not only why an answer option is correct but also why it is incorrect.

### Unlimited Practice

Each test can be taken unlimited number of times until the learner feels they are prepared. Learner can review the test and read detailed remediation. Detailed test history is also available.


Each test set comes with learn, test and review modes. In learn mode, learners will attempt a question and will get immediate feedback and complete remediation as they move on to the next question. In test mode, learners can take a timed test simulating the actual exam conditions. In review mode, learners can read through one item at a time without attempting it.

## 12. Post-Assessment


After completion of the uCertify course Post-Assessments are given to students and often used in conjunction with a Pre-Assessment to measure their achievement and the effectiveness of the exam.

**GET IN TOUCH:**

 3187 Independence Drive  
Livermore, CA 94551,  
United States

 +1-415-763-6300

 support@ucertify.com

 www.ucertify.com

[www.uCertify.com](http://www.uCertify.com)